

AVAIR

AV-5000 SERIE SWITCHING POWER SUPPLY

INSTRUCTION

AV-5000 series is lightweight, high performance, high efficiency, durable, switching power supply and with highly visible back light, easy to read dual meters .

Specification

Input voltage: AC 90~125 or **AC 200~240** inside selectable

Output voltage : **DC 13.8V**

Output voltage regulation : less than 1%

Ripple: less than 9mVp-p at rated load

Protection:

1 short protection: it will reduce the output voltage down to 0.1v Amps down to 0.4Amps and the warning led will light up

when short condition remove it will automatic restart the power supply to normal condition.

2 overload protection: same as above

3 over voltage protection(if over Dc16v):same as above

4 over temperature protection: AV-5000 series has two stage over temperature protection function see attached Fig3.

Output current **AV-5035 :Max 35 Amps continuous 32 Amps**

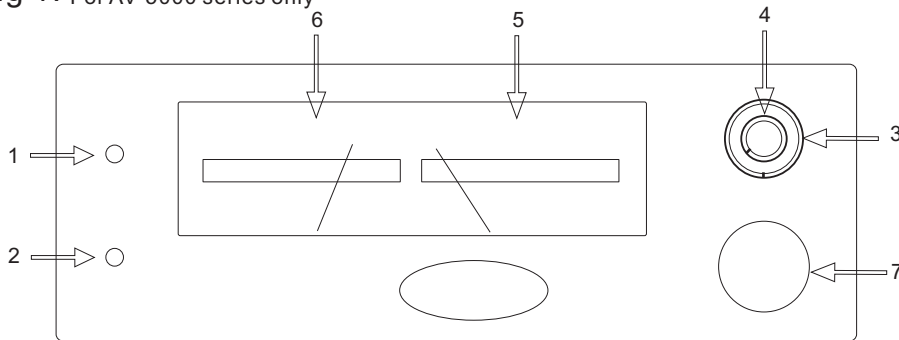
AV-5045 :Max 45 Amps continuous 40 Amps

Dimension :200(D)X172(W)65(H)mm

Weight : AV-5035 1.4KG : AV-5045 1.9Kg

Function Description

Fig 1. For AV-5000 series only



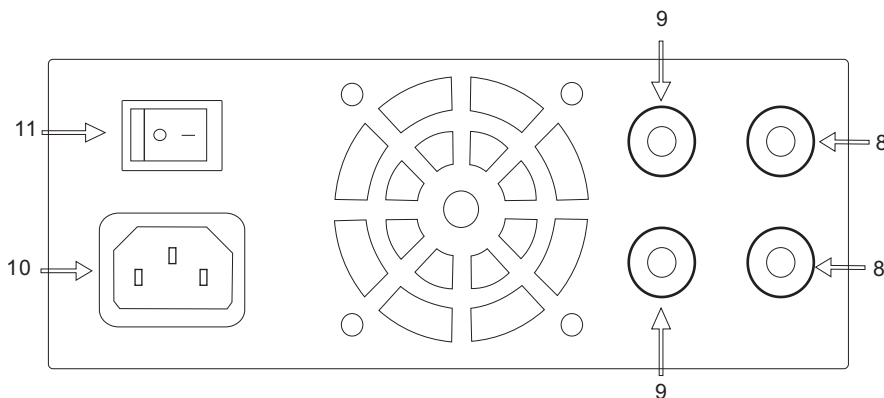
1 Power indicator : Light up when the unit turn on.

2 Warning indicator: Light up when output terminal short or over load, over voltage(preset 16Dcv), component over hot.

3 Voltage adjust knob: Turn clockwise increase the output voltage ,when at center position factory preset DC 13.8V.

4 Noise Offset knob(applicable only to 5000NF series) Adjust the switching frequency of the power supply from 19kHz~31kHz. This function is special design for communication radio use. When you meet noise from the radio, turn this knob clockwise or counter clockwise and it can reduce the noise output of the radio. Factory preset this knob at center position

Fig 2. For AV-5000 series only



5 Amps indicator meter: Display the output current when connect any device.

6 Voltage indicator meter: Display the output voltage.

7 Output Socket: Dc output max 10 Amps

8 Output terminal: Negative polar of Dc output

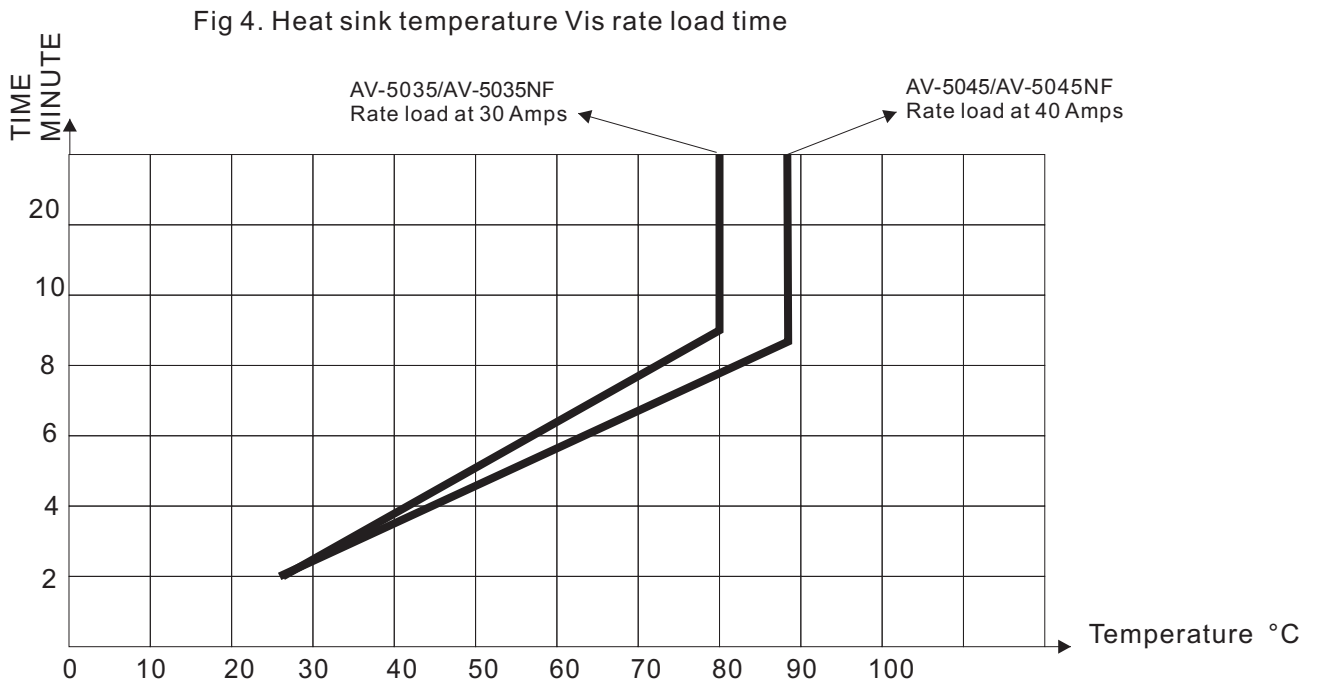
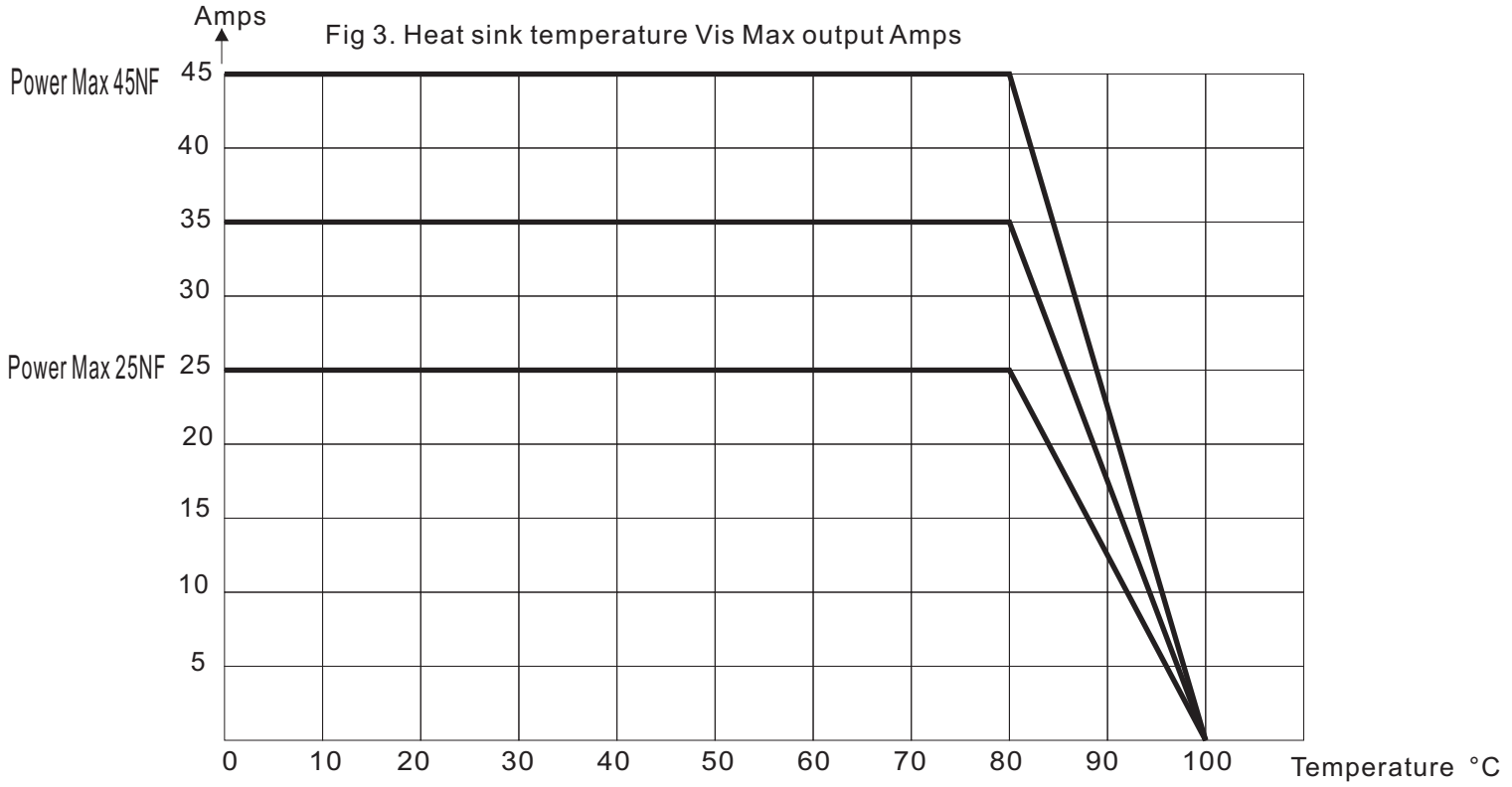
9 Output terminal: Positive polar of Dc output

10 Ac input socket: Ac 90v~120v or Ac 200v~240v

11 Power switch: Turn the unit on or off

Caution

- 1 This power supply is natively ground, always use the AC outlet with ground terminal.
- 2 Before replacing a fuse make sure you have unplug the Ac plug and never use unproperly fuse value.
- 3 Do not block the air convection slits to keep the efficient heat radiation.



Example for AV-5045/AV-5045NF rate load condition: load 45 Amps continuous 4 seconds then load 40 Amps continuous 6 seconds in a circle for 24 hours.